




BASES



UBAZO-125CA - SILK GREY GRANITE Azore

	125 kg, 275.6 lbs 80 x 80 x 5.5 cm, 31.5 x 31.5 x 2.2"
	G04 light grey granite, bush hammered
	wheels included


UBANT-125 - CONCRETE Antego

	125 kg, 275.6 lbs 92.5 x 92.5 x 5 cm, 36.4 x 36.4 x 2"
	B03 linen, B32 black concrete
	wheels included


UBANT-125CA - SILK GREY GRANITE Antego

	125 kg, 275.6 lbs 92.5 x 92.5 x 5 cm, 36.4 x 36.4 x 2"
	G04 light grey granite, bush hammered
	wheels included
	UBANT-EW60-G04 2 half tiles 2x 30 kg, 2x 66 lbs


UBANT-125 - SANDSTONE Antego

	125 kg, 275.6 lbs 92.5 x 92.5 x 5 cm, 36.4 x 36.4 x 2"
	G13 Egyptian sandstone with sandblasted finish
	wheels included

UBANT-125 - BLACK GRANITE Antego

	125 kg, 275.6 lbs 92.5 x 92.5 x 5 cm, 36.4 x 36.4 x 2"
	G32 black granite, bush hammered
	wheels included


UBLON-35 - LONDON Malibu

	35 kg, 77.2 lbs ø 50 cm, 19.7" tube: ø 58 mm, 2.3"
	B32 black concrete
	wheels included


MIB37NAP-1B - NAPOLI Malibu

	37 kg, 81.6 lbs 50 x 50 x 3 cm, 19.7 x 19.7 x 1.2" adaptor rings: ø 35, 38, 48 mm - 13.8, 14.8, 18.9"
	B32 black concrete
	UANAP-WHE35 Set of 4 wheels 4x ø 50 cm, 19.7"


UBCHI-50 - CHICAGO Malibu

	50 kg, 110.2 lbs ø 50 cm, 19.7" tube: ø 58 mm, 2.3"
	B32 black concrete
	wheels included


UBKIN-300 KINGSTON - LIMA

	300 kg, 661.4 lbs 100 x 100 x 10 cm, 39.4 x 39.4 x 4" tube: ø 45 mm, 1.7"
	G04 light grey granite, bush hammered
	wheels included


UBELB-28 - ELBA LIGHT Malibu

	28 kg, 63.9 lbs 49 x 49 x 1.6 cm, 19.3 x 19.3 x 0.6" tube: ø 45 mm, 1.8"
	S01 white, S31 charcoal metallised & powder coated steel
	wheels included


UBELB-44 - ELBA MEDIUM Amalfi

	44 kg, 97 lbs 54.5 x 54.5 x 1.8 cm, 21.5 x 21.5 x 0.7" tube: ø 55 mm, 2.2" adaptor ring: ø 40 mm, 1.6"
	S01 white, S03 linen, S31 charcoal metallised & powder coated steel wheels included

UBELB-84 - ELBA HEAVY Cuba, Moorea

	84 kg, 185.2 lbs 75.5 x 75.5 x 1.8 cm 29.7 x 29.7 x 0.7" tube: ø 65 mm, 2.6"
	S01 white, S31 charcoal metallised & powder coated steel wheels included

UBLUC-25 - LUCCA HALF Malibu

	25 kg, 55.1 lbs 51 x 29 x 8 cm, 20 x 7 x 3.1" tube: ø 25 - 44 mm, 1 - 1.7" with quick release system adaptor rings incl.: ø 27 mm - 33 mm, ø 1.1" - 1.3"
	B01 white, B30 anthracite concrete

UBLUC-35 - LUCCA LIGHT Malibu


	35 kg, 77.2 lbs 45 x 45 x 8.5 cm, 17.7 x 17.7 x 3.3" tube: ø 25 - 44 mm, 1 - 1.7" with quick release system adaptor rings incl.: ø 27 mm - 33 mm, ø 1.1" - 1.3"
	B01 white, B30 anthracite concrete
	UALUC-WHE.35 Set of 4 wheels 4x ø 50 cm, 19.7"

UBLUC-60 - LUCCA HEAVY Cuba, Moorea, Amalfi


	60 kg, 132.3 lbs 59 x 59 x 8 cm, 23.2 x 23.2 x 3.1" tube: ø 25 - 55 mm, 1 - 2.2" with quick release system adaptor rings incl.: ø 27 mm - 33 mm - 45 mm ø 1.1" - 1.3" - 1.8"
	B01 white, B30 anthracite concrete
	UALUC-WHE.60 Set of 4 wheels 4x ø 50 cm, 19.7"

IN GROUND BASE


UBIGB-MP-SMALL Malibu, Amalfi

	1 kg, 2.2 lbs ø 7 x 72 cm, 2.8 x 28" anodised aluminium
--	---


UBIGB-MP-LARGE Cuba, Moorea

	15 kg, 33 lbs ø 7 x 67 cm, 2.8 x 26.4" steel
--	--


UBIGB-AZO-4G-MEDIUM Azore

	5.7 kg, 12.6 lbs ø 21.5 x 51 cm, 8.5 x 20.1" steel
--	--

UBIGB-FP-5G-MEDIUM Antego


	5.7 kg, 12.6 lbs ø 21.5 x 51 cm, 8.5 x 20.1" steel
--	--

UBIGB-FP-LARGE Kingston, Lima


	8.4 kg, 18.5 lbs ø 25 x 51 cm, 9.8 x 20.1" steel
--	--

ON GROUND BASE


UBOGB-MP-LARGE Cuba, Moorea

	8.4 kg, 18.5 lbs 30 x 30 x 44 cm, 11.8 x 11.8 x 17.3" anodised aluminium
--	--


UBOGB-AZO-4G-MEDIUM Azore

	8 kg, 17.6 lbs ø 21.5 x 2.1 cm, 8.5 x 0.5" steel
--	--

UBOGB-FP-5G-MEDIUM Antego

	8 kg, 17.6 lbs ø 21.5 x 2.1 cm, 8.5 x 0.5" steel
--	--

UBOGB-FP-LARGE Kingston, Lima

	8 kg, 17.6 lbs ø 21.5 x 1.2 cm, 8.5 x 0.5" steel
--	--